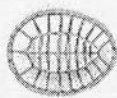


# Macroinvertebrates Grouped by Level of Pollution Tolerance

(Adapted from EASI and the Senior Environmental Corps, *Volunteer Water Quality Monitoring Field Manual*.  
Images from McCafferty. *Aquatic Entomology*, 1981 AND Kellogg. *Monitor's Guide to Aquatic Macroinvertebrates*, 1994.)


## GROUP I : ALL INSECTS



Water Penny Beetle Larva



Riffle Beetle Adult



Mayfly Nymph



Stonefly Nymph



Gilled Snail  
(has a thin, horny plate to seal shell opening)




Non-Net-Spinning Caddisfly Larva



Water Penny Beetle Larva



Riffle Beetle Adult



Mayfly Nymph




Stonefly Nymph



Gilled Snail  
(has a thin, horny plate to seal shell opening)



Non-Net-Spinning Caddisfly Larva



Water Penny Beetle Larva



Riffle Beetle Adult



Mayfly Nymph



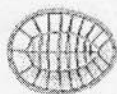
Stonefly Nymph



Gilled Snail  
(has a thin, horny plate to seal shell opening)



Non-Net-Spinning Caddisfly Larva



Water Penny Beetle Larva



Riffle Beetle Adult



Mayfly Nymph



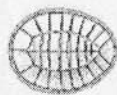
Stonefly Nymph



Gilled Snail  
(has a thin, horny plate to seal shell opening)



Non-Net-Spinning Caddisfly Larva



Water Penny Beetle Larva



Riffle Beetle Adult



Mayfly Nymph



Stonefly Nymph



Gilled Snail  
(has a thin, horny plate to seal shell opening)



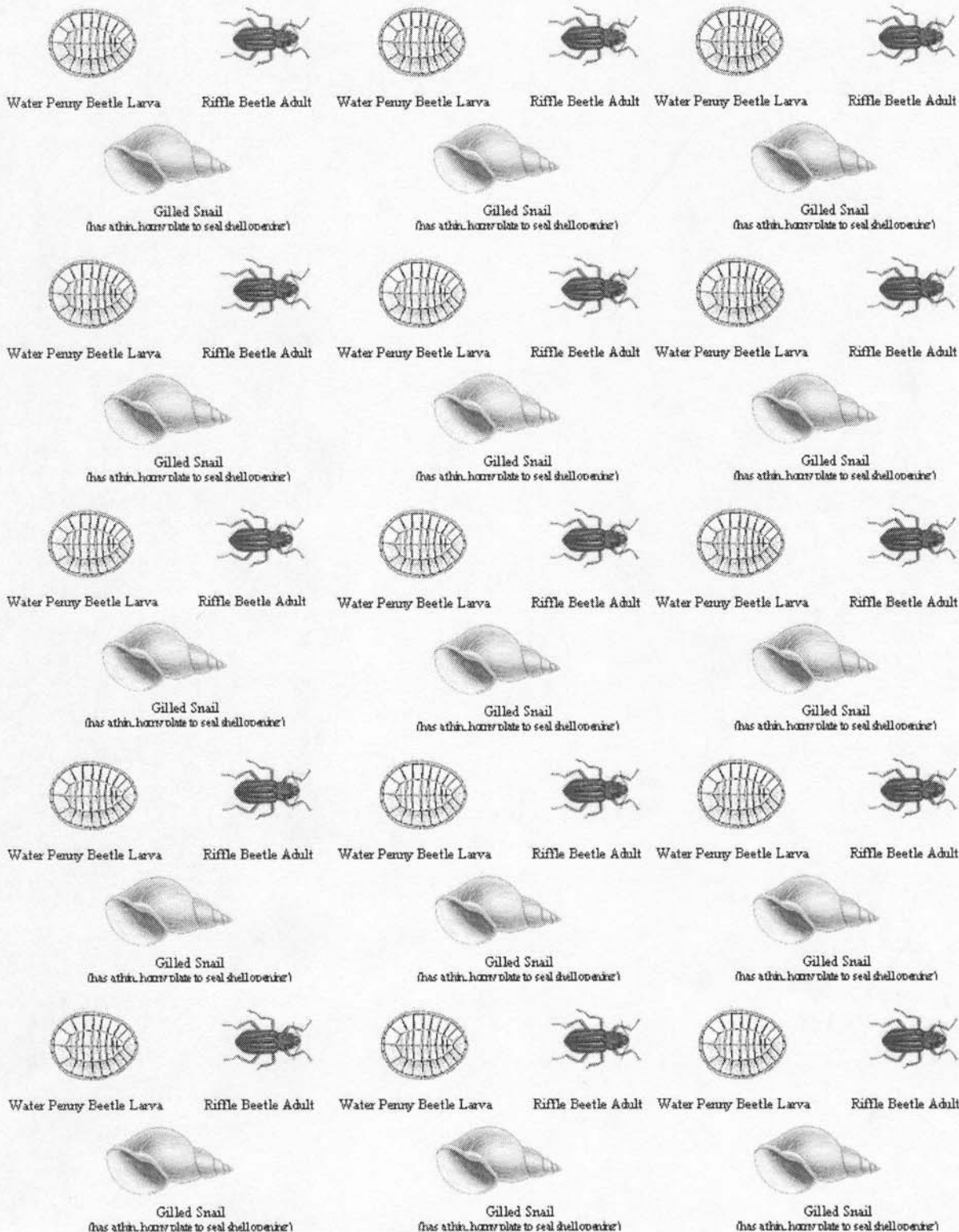
Non-Net-Spinning Caddisfly Larva



# Macroinvertebrates Grouped by Level of Pollution Tolerance

(Adapted from EASI and the Senior Environmental Corps, *Volunteer Water Quality Monitoring Field Manual*.  
Images from McCafferty. *Aquatic Entomology*, 1981 AND Kellogg. *Monitor's Guide to Aquatic Macroinvertebrates*, 1994.)

## GROUP I : 3 SPECIES



# Macroinvertebrates Grouped by Level of Pollution Tolerance

(Adapted from EASI and the Senior Environmental Corps, *Volunteer Water Quality Monitoring Field Manual*.  
Images from McCafferty. *Aquatic Entomology*, 1981 AND Kellogg. *Monitor's Guide to Aquatic Macroinvertebrates*, 1994.)


## GROUP I : 1 SPECIES




# Macroinvertebrates Grouped by Level of Pollution Tolerance

(Adapted from EASI and the Senior Environmental Corps, *Volunteer Water Quality Monitoring Field Manual*.  
Images from McCafferty. *Aquatic Entomology*, 1981 AND Kellogg. *Monitor's Guide to Aquatic Macroinvertebrates*, 1994.)

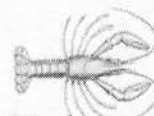
## GROUP II : ALL SPECIES




Damselfly Nymph



Crane fly Larva



Crayfish



Aquatic Sowbug



Scud



Dobsonfly Larva



Fishfly Larva



Alderfly Larva




Net-spinning Caddisfly Larva




Clams & Mussels



Dragonfly Nymph



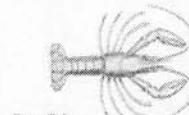
Beetle Larvae



Damselfly Nymph



Crane fly Larva



Crayfish



Aquatic Sowbug



Scud



Dobsonfly Larva



Fishfly Larva



Alderfly Larva



Net-spinning Caddisfly Larva



Clams & Mussels



Dragonfly Nymph



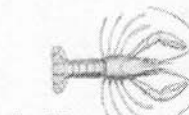
Beetle Larvae




Damselfly Nymph



Crane fly Larva



Crayfish



Aquatic Sowbug




Scud



Dobsonfly Larva



Fishfly Larva



Alderfly Larva



Net-spinning Caddisfly Larva



Clams & Mussels



Dragonfly Nymph




Beetle Larvae

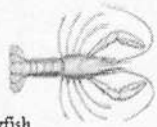
# Macroinvertebrates Grouped by Level of Pollution Tolerance

(Adapted from EASI and the Senior Environmental Corps, *Volunteer Water Quality Monitoring Field Manual*.  
Images from McCafferty. *Aquatic Entomology*, 1981 AND Kellogg. *Monitor's Guide to Aquatic Macroinvertebrates*, 1994.)


## GROUP II : 6 SPECIES



Cranefly Larva



Crayfish



Aquatic Sowbug



Net-spinning Caddisfly Larva



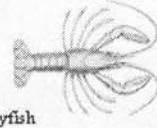
Clams & Mussels



Dragonfly Nymph



Cranefly Larva



Crayfish



Aquatic Sowbug




Net-spinning Caddisfly Larva



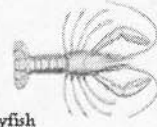
Clams & Mussels



Dragonfly Nymph



Cranefly Larva



Crayfish



Aquatic Sowbug



Net-spinning Caddisfly Larva



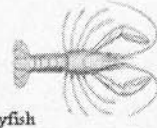
Clams & Mussels



Dragonfly Nymph



Cranefly Larva



Crayfish




Aquatic Sowbug



Net-spinning Caddisfly Larva



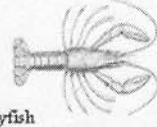
Clams & Mussels



Dragonfly Nymph



Cranefly Larva



Crayfish




Aquatic Sowbug



Net-spinning Caddisfly Larva



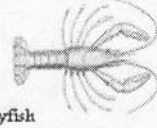
Clams & Mussels



Dragonfly Nymph



Cranefly Larva



Crayfish



Aquatic Sowbug



Net-spinning Caddisfly Larva



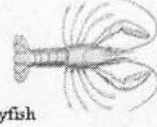
Clams & Mussels



Dragonfly Nymph



Cranefly Larva



Crayfish



Aquatic Sowbug



Net-spinning Caddisfly Larva



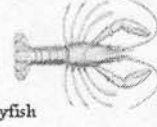
Clams & Mussels



Dragonfly Nymph



Cranefly Larva



Crayfish



Aquatic Sowbug



Net-spinning Caddisfly Larva



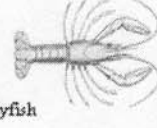
Clams & Mussels



Dragonfly Nymph



Cranefly Larva



Crayfish




Aquatic Sowbug



Net-spinning Caddisfly Larva



Clams & Mussels




Dragonfly Nymph


# Macroinvertebrates Grouped by Level of Pollution Tolerance

(Adapted from EASI and the Senior Environmental Corps, *Volunteer Water Quality Monitoring Field Manual*.  
Images from McCafferty, *Aquatic Entomology*, 1981 AND Kellogg, *Monitor's Guide to Aquatic Macroinvertebrates*, 1994.)

## GROUP II : 5 SPECIES




Damselfly Nymph




Damselfly Nymph




Damselfly Nymph



Damselfly Nymph




Damselfly Nymph



Aquatic Sowbug



Aquatic Sowbug



Aquatic Sowbug



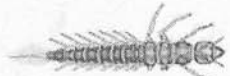
Aquatic Sowbug



Aquatic Sowbug




Alderfly Larva



Alderfly Larva




Alderfly Larva



Alderfly Larva




Alderfly Larva



Beetle Larvae




Beetle Larvae



Beetle Larvae



Beetle Larvae



Beetle Larvae



Fishfly Larva



Fishfly Larva




Fishfly Larva




Fishfly Larva



Fishfly Larva




Damselfly Nymph




Damselfly Nymph



Damselfly Nymph



Damselfly Nymph



Damselfly Nymph



Aquatic Sowbug



Aquatic Sowbug



Aquatic Sowbug



Aquatic Sowbug




Aquatic Sowbug




Alderfly Larva



Alderfly Larva



Alderfly Larva



Alderfly Larva




Alderfly Larva



Beetle Larvae




Beetle Larvae



Beetle Larvae



Beetle Larvae



Beetle Larvae



Fishfly Larva



Fishfly Larva



Fishfly Larva



Fishfly Larva



Fishfly Larva

# Macroinvertebrates Grouped by Level of Pollution Tolerance

(Adapted from EASI and the Senior Environmental Corps, *Volunteer Water Quality Monitoring Field Manual*.

Images from McCafferty. *Aquatic Entomology*, 1981 AND Kellogg. *Monitor's Guide to Aquatic Macroinvertebrates*, 1994.)

## GROUP II : 3 SPECIES



Scud



Scud



Scud



Scud



Scud



Net-spinning Caddisfly Larva



Net-spinning Caddisfly Larva



Net-spinning Caddisfly Larva



Net-spinning Caddisfly Larva



Net-spinning Caddisfly Larva



Scud



Scud



Scud



Scud



Scud



Net-spinning Caddisfly Larva



Net-spinning Caddisfly Larva



Net-spinning Caddisfly Larva



Net-spinning Caddisfly Larva



Net-spinning Caddisfly Larva



Scud



Scud



Scud



Scud



Scud



Net-spinning Caddisfly Larva



Net-spinning Caddisfly Larva



Net-spinning Caddisfly Larva



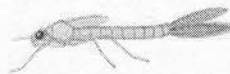
Net-spinning Caddisfly Larva




Net-spinning Caddisfly Larva




Damselfly Nymph



Damselfly Nymph




Damselfly Nymph



Damselfly Nymph



Damselfly Nymph



Damselfly Nymph



Damselfly Nymph




Damselfly Nymph




Damselfly Nymph




Damselfly Nymph



Damselfly Nymph



Damselfly Nymph




Damselfly Nymph




Damselfly Nymph



Damselfly Nymph



Damselfly Nymph



Damselfly Nymph



Damselfly Nymph



Damselfly Nymph



Damselfly Nymph



Damselfly Nymph



Damselfly Nymph



Damselfly Nymph



Damselfly Nymph

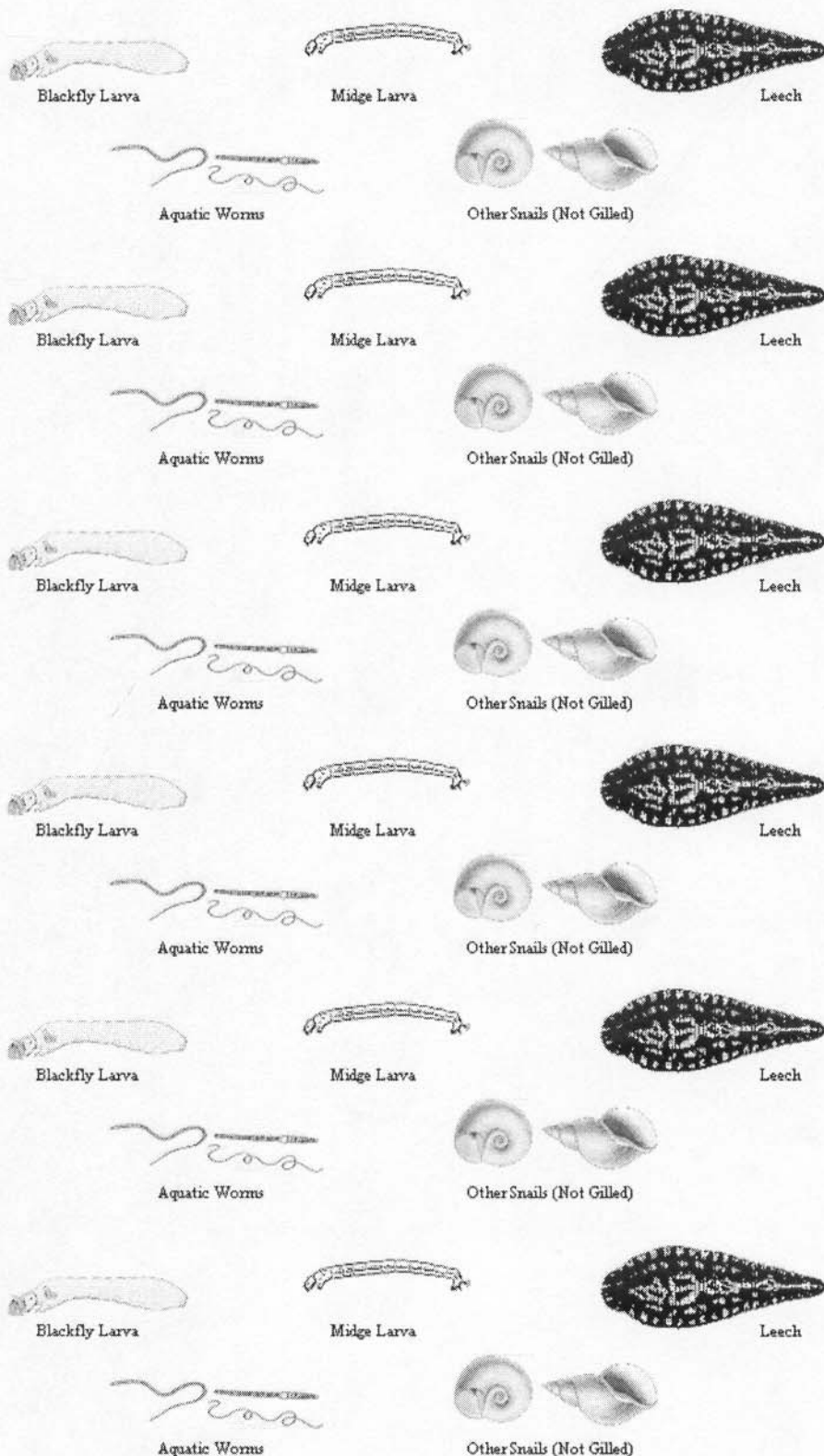


Damselfly Nymph

# Macroinvertebrates Grouped by Level of Pollution Tolerance

(Adapted from EASI and the Senior Environmental Corps, *Volunteer Water Quality Monitoring Field Manual*.  
Images from McCafferty. *Aquatic Entomology*, 1981 AND Kellogg. *Monitor's Guide to Aquatic Macroinvertebrates*, 1994.)

## GROUP III : ALL INSECTS



(Adapted from EASI and the Senior Environmental Corps, *Volunteer Water Quality Monitoring Field Manual*. Images from McCafferty. *Aquatic Entomology*, 1981 AND Kellogg. *Monitor's Guide to Aquatic Macroinvertebrates*, 1994.)

The image displays a 4x4 grid of 16 illustrations of aquatic organisms, arranged in four rows and four columns. Each illustration is labeled with its name below it.

- Row 1:**
  - Blackfly Larva
  - Midge Larva
  - Blackfly Larva
  - Midge Larva
- Row 2:**
  - Aquatic Worms
  - Aquatic Worms
  - Aquatic Worms
  - Aquatic Worms
- Row 3:**
  - Blackfly Larva
  - Midge Larva
  - Blackfly Larva
  - Midge Larva
- Row 4:**
  - Aquatic Worms
  - Aquatic Worms
  - Aquatic Worms
  - Aquatic Worms

The illustrations are as follows:

- Blackfly Larva:** A segmented, worm-like creature with a distinct head and tail.
- Midge Larva:** A segmented, worm-like creature with a distinct head and tail.
- Aquatic Worms:** A long, thin, segmented worm with a distinct head and tail.

# Macroinvertebrates Grouped by Level of Pollution Tolerance

(Adapted from EASI and the Senior Environmental Corps, *Volunteer Water Quality Monitoring Field Manual*.  
Images from McCafferty. *Aquatic Entomology*, 1981 AND Kellogg. *Monitor's Guide to Aquatic Macroinvertebrates*, 1994.)

## GROUP III : 2 INSECTS




Blackfly Larva




Blackfly Larva




Blackfly Larva



Aquatic Worms



Aquatic Worms



Aquatic Worms



Blackfly Larva



Blackfly Larva



Blackfly Larva



Aquatic Worms



Aquatic Worms



Aquatic Worms



Blackfly Larva



Blackfly Larva



Blackfly Larva



Aquatic Worms



Aquatic Worms



Aquatic Worms



Blackfly Larva



Blackfly Larva



Blackfly Larva



Aquatic Worms



Aquatic Worms



Aquatic Worms



Blackfly Larva



Blackfly Larva



Blackfly Larva



Aquatic Worms



Aquatic Worms




Aquatic Worms




Blackfly Larva



Blackfly Larva



Blackfly Larva



Aquatic Worms



Aquatic Worms



Aquatic Worms