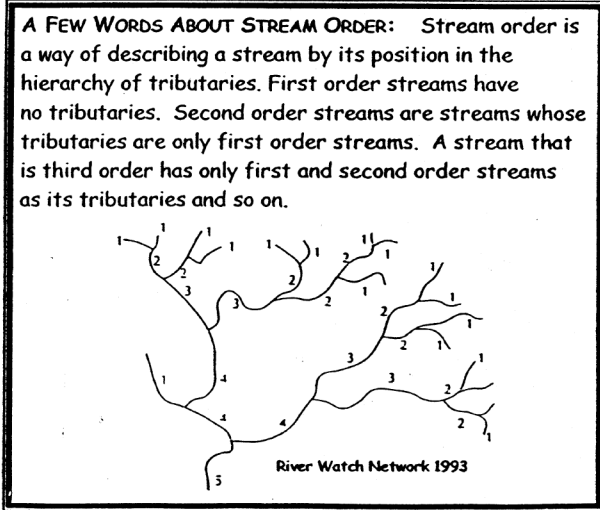
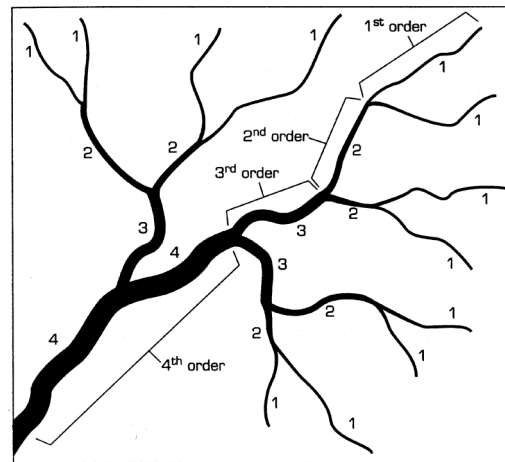




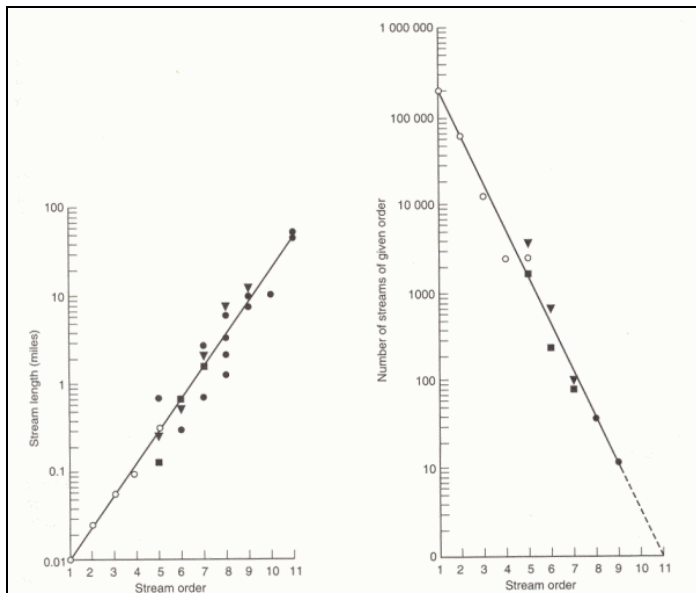
# Visual Resource: Stream Order



**Figure 1. A few words about stream order.**  
Source: River Watch Network, 1993.

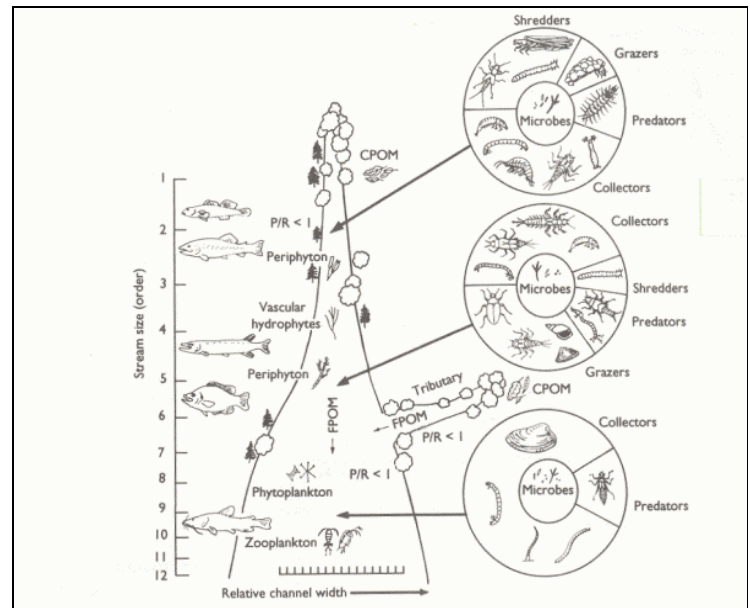


**Figure 2. Stream Order**  
Source: Fink Martin, Patricia A. *Rivers and Streams*. Danbury, Connecticut: Franklin Watts, 1999.



**Figure 3. The relationship of stream order to stream length and to number of streams of a given order, from a network of arroyos near Santa Fe, New Mexico.** Open circles= Average values, Arroyo Caliente, squares=Arroya de los Frijoles, triangles=Arroya de las Trampas to Rio Santa Fe, black circles=Rio Santa Fe, Rio Galisteo and Cañada Ancha (del oriente). (Redrawn from Leopold, Wolman and Miller, 1964.)

Source: Allan, J. David. *Stream Ecology*. New York: Chapman & Hall, 1995.



**Figure 4. Generalized depiction of the relationship between stream size (order), Energy inputs and ecosystem function expected under the river continuum concept.** (From Vannote et al., 1980).

Source: Allan, J. David. *Stream Ecology*. New York: Chapman & Hall, 1995.