














1. How long have you been working with this party committee?

		Response Percent	Response Count
Less than 1 year		6.8%	32
Between 1 and 5 years		34.1%	160
Between 5 and 10 years		25.8%	121
More than 10 years		33.3%	156
answered question			469
skipped question			6

2. What is your gender?

		Response Percent	Response Count
Male		65.5%	305
Female		34.5%	161
answered question			466
skipped question			9


3. Which of the following racial or ethnic groupings would you classify yourself as? (You may choose more than one category.)

		Response Percent	Response Count
American Indian or Alaska Native		2.4%	11
Asian		0.4%	2
Black or African American		2.6%	12
Hispanic or Latino		3.2%	15
Native Hawaiian or Other Pacific Islander		0.2%	1
White		90.8%	422
Other (please specify)		3.4%	16
answered question			465
skipped question			10




4. In what year were you born?

	Response Count
	452
answered question	452
skipped question	23



5. In which state is your local party committee located?

		Response Percent	Response Count
State:		100.0%	460
answered question			460
skipped question			15

6. What is your position with the party committee?

		Response Percent	Response Count
Chair		95.4%	413
Vice Chair		3.2%	14
Executive Director		1.4%	6
Other (please specify)			39
answered question			433
skipped question			42




7. Which Party is your local committee affiliated with?

		Response Percent	Response Count
Democratic Party		58.0%	267
Republican Party		42.0%	193
answered question			460
skipped question			15




8. Which of the following best describes your ideology?

	Very liberal or progressive	Somewhat liberal or progressive	Moderate	Somewhat conservative	Very conservative	Rating Average
Ideology	20.8% (96)	25.6% (118)	12.4% (57)	16.3% (75)	24.9% (115)	2.99
answered question						
skipped question						




9. Does your party committee have a full-time headquarters?

		Response Percent	Response Count
Yes		21.9%	102
No		58.5%	272
Yes, but only during campaign seasons		19.6%	91
answered question			465
skipped question			10








10. Does your party committee have any full-time staff positions?

		Response Percent	Response Count
Yes		6.9%	32
No		89.0%	412
Yes, but only during campaign seasons		4.1%	19
answered question			463
skipped question			12







11. Roughly speaking, about how many people regularly attend the following party committee activities?

		Response Percent	Response Count
Regular Meetings		99.6%	448
Campaign Work Projects		90.7%	408
Fundraisers		92.0%	414
answered question			450
skipped question			25




12. Which of the following categories best fits your party committee's yearly operating budget?

		Response Percent	Response Count
0 to \$5,000		47.0%	212
\$5,001 to \$20,000		35.0%	158
\$20,001 to \$50,000		8.0%	36
\$50,001 to \$100,000		5.1%	23
\$100,001 to \$250,000		2.9%	13
\$250,001 to \$500,000		1.6%	7
Over \$500,000		0.4%	2
answered question			451
skipped question			24

13. Please check all those below that your party committee uses on a regular basis:

		Response Percent	Response Count
Website		85.8%	363
Facebook		69.7%	295
LinkedIn		4.3%	18
Twitter		17.7%	75
YouTube Account		5.9%	25
Other (please specify)		23.6%	100
answered question			423
skipped question			52






14. Which of the following best describes your view of the potential impact of new technologies, such as Facebook and Twitter, on local party committees?

		Response Percent	Response Count
These technologies will help party committees in the future		90.4%	413
These technologies will have little impact on party committees in the future		9.0%	41
These technologies will have a negative impact on party committees in the future		0.7%	3
answered question			457
skipped question			18

15. Please describe what you feel will be the impact of new technologies on party committees in the coming years.

	Response Count
	342
answered question	342
skipped question	133

16. Thinking about the past decade, which of the following statements best describes the general condition of your local party committee?

		Response Percent	Response Count
Our party committee is doing much better		44.7%	193
Our party committee is doing somewhat better		33.3%	144
Our party committee is doing about the same		15.5%	67
Our party committee is doing somewhat worse		5.3%	23
Our party committee is doing much worse		1.2%	5
	answered question		432
	skipped question		43




17. We would like to ask the same question in a somewhat different way. Using a scale from 1 to 10, where “1” is much worse, and “10” is much better, how would you describe the condition of your party compared to most other points in the last decade?

	1	2	3	4	5	6	7	8	9	10	R Av
Condition	0.5% (2)	0.7% (3)	2.6% (11)	4.2% (18)	13.6% (58)	12.4% (53)	18.3% (78)	23.4% (100)	13.6% (58)	10.8% (46)	
answered question											
skipped question											

18. Using a scale of 1 to 10, where "1" is unimportant and "10" is very important, please rate the significance of the following activities to your party committee.

	1	2	3	4	5	6	7	8	9	10	R Av
Voter registration drives	3.5% (15)	4.6% (20)	6.2% (27)	3.7% (16)	14.8% (64)	11.3% (49)	12.9% (56)	15.9% (69)	6.7% (29)	20.3% (88)	
Get Out the Vote efforts such as door-to-door canvassing	1.4% (6)	1.9% (8)	3.9% (17)	3.0% (13)	8.1% (35)	5.8% (25)	12.1% (52)	19.7% (85)	14.4% (62)	29.7% (128)	
Fundraising	1.6% (7)	2.8% (12)	3.3% (14)	2.6% (11)	6.1% (26)	7.9% (34)	12.4% (53)	18.0% (77)	17.1% (73)	28.3% (121)	
Campaign events, such as rallies or parades	1.9% (8)	2.3% (10)	3.0% (13)	3.0% (13)	7.7% (33)	12.5% (54)	15.5% (67)	22.3% (96)	16.5% (71)	15.3% (66)	
Campaign services, such as mailings or TV advertising	6.3% (27)	6.3% (27)	8.2% (35)	8.6% (37)	12.6% (54)	10.3% (44)	11.9% (51)	15.6% (67)	9.8% (42)	10.5% (45)	
Non-campaign events, such as dinners and picnics	3.7% (16)	4.7% (20)	4.9% (21)	5.8% (25)	13.5% (58)	10.3% (44)	18.2% (78)	18.2% (78)	9.8% (42)	11.0% (47)	
answered question											
skipped question											




19. There have been a number of legal changes to the campaign finance system in past years. Overall, which of the following best describes how these changes will affect your party committee in the years ahead?

		Response Percent	Response Count
These changes will help our local party committee		5.6%	24
These changes will have little impact on our party committee		62.4%	267
These changes will have a negative impact on our party committee		32.0%	137
answered question			428
skipped question			47




20. In a few words, please explain your answer. That is, what impact will new campaign finance regulations have on your party committee?

	Response Count
	336
answered question	336
skipped question	139

21. Some organizations spend money to influence the outcome of an election in another part of the country. This is known as "outside money." Do you support outside money? Oppose it? Or, do you not have strong feelings either way?

		Response Percent	Response Count
Support		20.9%	89
Oppose		47.5%	202
Don't have strong feelings either way		31.5%	134
answered question			425
skipped question			50

22. Which of the following best reflects your view regarding the impact of outside money on your party committee?

		Response Percent	Response Count
The growing use of outside money will help our party committee		14.4%	61
The growing use of outside money will have little impact on our party committee		50.9%	216
The growing use of outside money will have a negative impact on our party committee		34.7%	147
answered question			424
skipped question			51




23. Some have suggested that the American public is more polarized than in the past, and others have said that while the “wings” of the parties are more engaged, the number of Americans in the middle has remained more or less the same. What is your view about partisan polarization in America?

		Response Percent	Response Count
Americans are more polarized than in the past decade		78.1%	335
Americans are less polarized than in the past decade		2.6%	11
Americans are the same		19.3%	83
answered question			429
skipped question			46




24. Would you say that citizens in YOUR OWN community are more or less polarized than in the past?

		Response Percent	Response Count
More polarized		66.0%	284
Less polarized		3.0%	13
About the same		30.9%	133
answered question			430
skipped question			45





25. Now let's turn to levels of political ENGAGEMENT. Would you say that citizens in your own community are more or less engaged than in the past?

		Response Percent	Response Count
More engaged		46.3%	199
Less engaged		25.6%	110
About the same		28.1%	121
answered question			430
skipped question			45




26. Since Barack Obama became President, has American politics become more civil? Become less civil? Or has politics stayed about the same?

		Response Percent	Response Count
More civil		3.1%	13
Less civil		73.5%	313
About the same		23.5%	100
answered question			426
skipped question			49



27. Which of these 4 statements best describes the 2010 midterm election?

		Response Percent	Response Count
The most negative campaign I've ever seen		34.5%	148
More negative than in the past, but I've seen worse		29.1%	125
About the same as previous years		28.2%	121
More positive than previous years		8.2%	35
answered question			429
skipped question			46



28. Is the tone of elections these days healthy for our democracy? Does it hurt our democracy? Or does it have little impact on the our democracy?

		Response Percent	Response Count
Healthy for our democracy		18.3%	78
Hurts our democracy		67.6%	288
Has little impact on our democracy		14.1%	60
answered question			426
skipped question			49




29. Is it possible for candidates to run for office in an aggressive, but respectful way, or are nasty, negative campaigns unavoidable?

		Response Percent	Response Count
Possible to be aggressive and respectful		87.9%	378
Nasty, negative campaigns are unavoidable		12.1%	52
answered question			430
skipped question			45



30. Which do you think is more important in a politician: the ability to compromise to get things done, or a willingness to stand firm in support of principles?

		Response Percent	Response Count
The ability to compromise		61.0%	256
Willingness to stand firm		39.0%	164
answered question			420
skipped question			55




31. Specific demographic groups are often crucial in elections, such as blue collar workers or senior citizens. Please list three demographic groups of voters that are currently important to the long-term success of your local party.

			Response Percent	Response Count
1			100.0%	389
2			96.1%	374
3			91.0%	354
answered question				389
skipped question				86



32. Has your party organization developed specific programs to attract young voters, ages 18 to 25?

			Response Percent	Response Count
Yes			58.5%	250
No			41.5%	177
answered question				427
skipped question				48



33. How successful have the programs directed at involving young people, ages 18 to 25, been in your area?

		Response Percent	Response Count
Very successful		10.3%	26
Somewhat successful		72.6%	183
Not at all successful		17.1%	43
answered question			252
skipped question			223



34. Which statement BEST fits campaigns in your area?

		Response Percent	Response Count
Campaigns in our area are often hard-hitting, negative, and ugly		41.9%	173
Campaigns in our area usually stay upbeat, positive and rarely turn ugly		58.1%	240
answered question			413
skipped question			62



35. Which statement BEST fits campaigns in your area?

		Response Percent	Response Count
Campaigns in our area usually hire campaign consultants to run campaigns		21.5%	90
Campaigns in our area are usually run by volunteers		78.5%	328
		answered question	418
		skipped question	57



36. Which statement BEST fits campaigns in your area?

		Response Percent	Response Count
Voters in our area tend to be strongly partisan and stick to party lines		66.7%	278
Voters in our area are mostly independent and are up for grabs each election		33.3%	139
		answered question	417
		skipped question	58



37. Which statement BEST fits campaigns in your area?

		Response Percent	Response Count
Minor party and independent candidates are rare in our area		82.1%	343
Minor party and independent candidates are very common in our area		17.9%	75
answered question			418
skipped question			57



38. Which do you think should be given priority by local party organizations: helping candidates win elections or helping voters develop long-term attachments?

		Response Percent	Response Count
Helping candidates win elections		60.2%	250
Helping voters develop attachments to the party		39.8%	165
answered question			415
skipped question			60

39. Which do you think should be given priority by a local party organization: supporting candidates with broad electoral appeal or supporting candidates with consistent issue positions?

		Response Percent	Response Count
Supporting candidates with broad appeal		51.1%	210
Supporting candidates with consistent issue positions		48.9%	201
answered question			411
skipped question			64

40. Which of the following do you think is the best way to manage local party organizations: party leaders and other experts should manage party affairs or rank-and-file party members should manage party affairs?

		Response Percent	Response Count
Party leaders and other experts		34.3%	140
Rank-and-file party members		65.7%	268
answered question			408
skipped question			67

41. Finally, and in your own words, what do you think is the future of local parties in America?

	Response Count
	353
answered question	353
skipped question	122

42. Thank you for completing the survey. If you are interested in receiving a summary of the study's findings, please provide us with your email address.

		Response Count
		284
answered question		284
skipped question		191